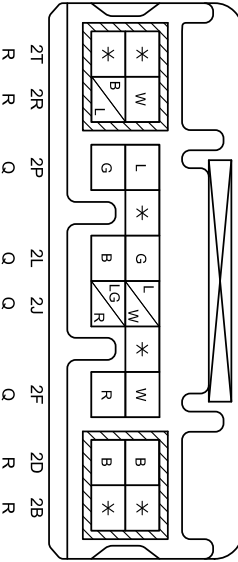
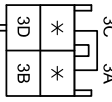
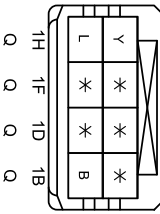
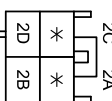
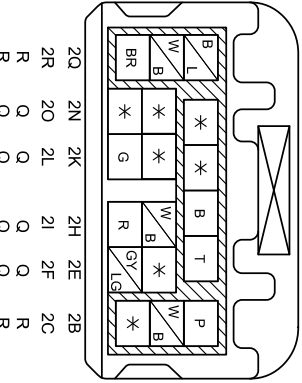
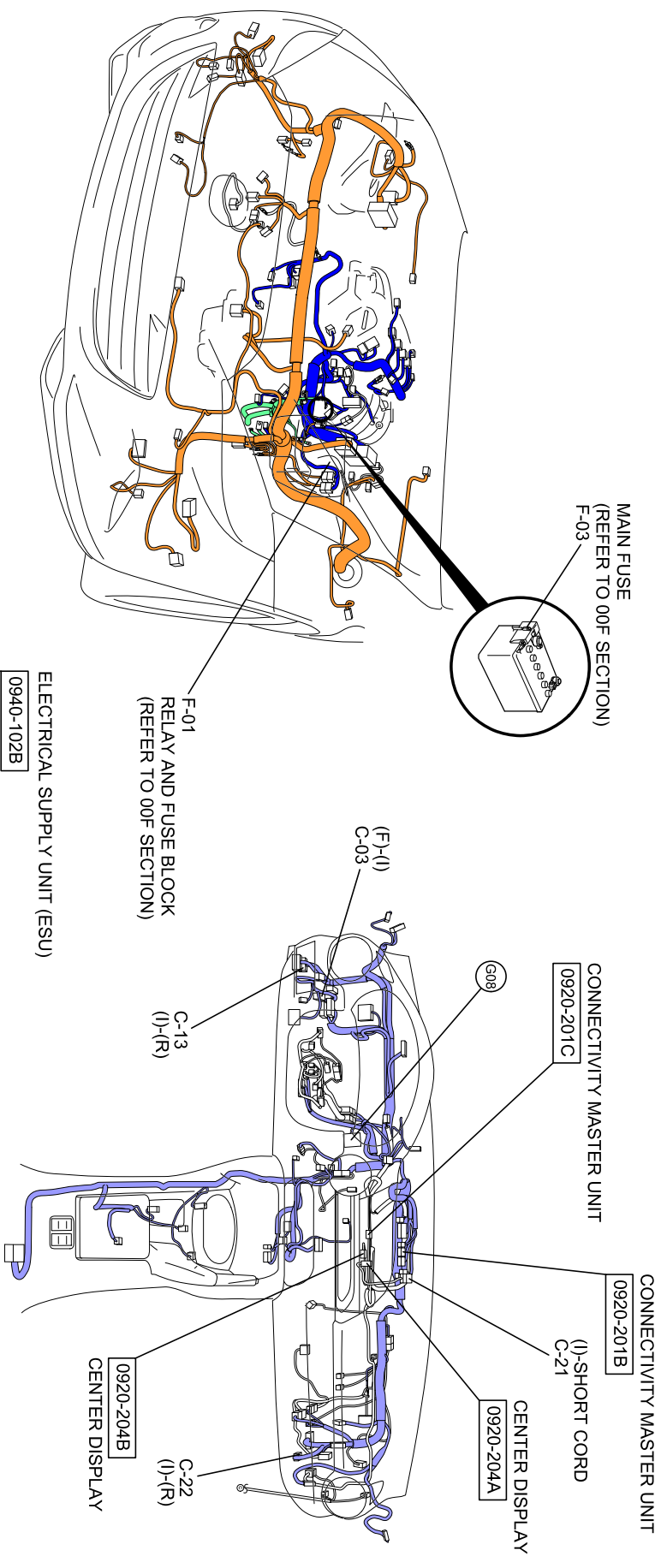


<p>0920-201B CONNECTIVITY MASTER UNIT</p> 	<p>0920-201C CONNECTIVITY MASTER UNIT</p> 	<p>0920-204A CENTER DISPLAY</p> 	<p>0920-204B CENTER DISPLAY</p> 	<p>0940-102B ELECTRICAL SUPPLY UNIT (ESU)</p> 
--	---	--	---	---

Electrical supply unit (ESU) Terminal Voltage Table (Reference)

Terminal	Measurement condition		Voltage (V)
2B	Under any condition		B+
2D	Ignition is switched ON (engine off or on)	Light switch is in ON position	B+
	Ignition is switched ON (engine off or on)	Light switch is in OFF position	Voltage changes according to the tester specification, therefore determination is not possible.



- : FRONT HARNESS
- : ENGINE HARNESS
- : ENGINE No.2 HARNESS
- : REAR HARNESS
- : INSTRUMENT PANEL HARNESS
- : EMISSION HARNESS

