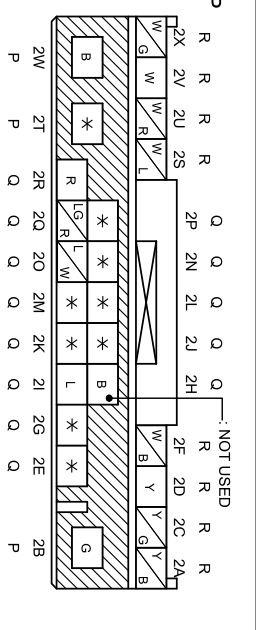
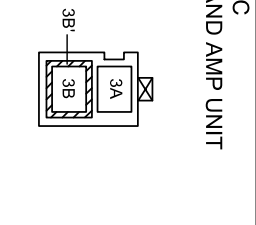
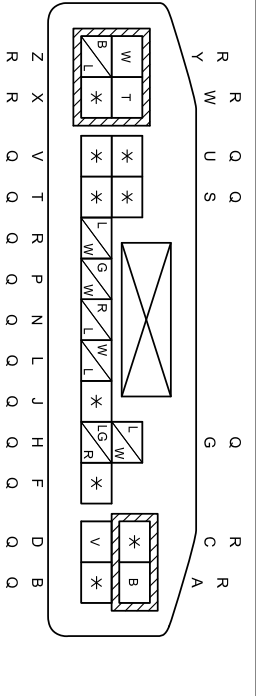
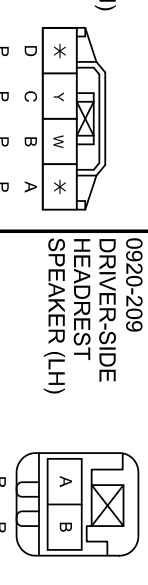
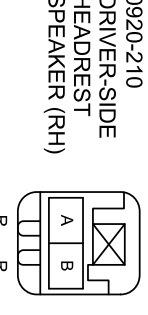

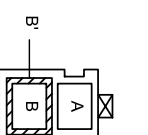
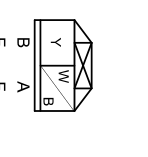


<p>0920-202B TUNER AND AMP UNIT</p>  <p>Wiring diagram for Tuner and Amp Unit 0920-202B. Connections include: 2X (R), 2V (R), 2U (R), 2S (R), 2P (Q), 2N (Q), 2L (Q), 2J (Q), 2H (Q), 2F (R), 2D (R), 2C (R), 2A (R), 2W (R), 2T (R), 2R (R), 2Q (Q), 2M (Q), 2K (Q), 2I (Q), 2G (Q), 2E (Q), 2B (R), 28 (P). A note indicates that terminal 2H is NOT USED.</p>	<p>0920-202C TUNER AND AMP UNIT</p>  <p>Wiring diagram for Tuner and Amp Unit 0920-202C. Connections include: 3A (R), 3B (R).</p>	<p>0920-203 CD PLAYER</p>  <p>Wiring diagram for CD Player 0920-203. Connections include: Y (R), W (R), U (Q), S (Q), G (Q), C (R), A (R), Z (R), X (R), V (Q), T (R), P (Q), N (Q), L (Q), J (Q), H (Q), F (Q), D (Q), B (Q).</p>
<p>0920-208 DOOR SPEAKER (RH)</p>  <p>Wiring diagram for Door Speaker (RH) 0920-208. Connections include: D (P), C (P), B (P), A (P).</p>	<p>0920-209 DRIVER-SIDE HEADREST SPEAKER (LH)</p>  <p>Wiring diagram for Driver-Side Headrest Speaker (LH) 0920-209. Connections include: A (R), B (R).</p>	<p>0920-210 DRIVER-SIDE HEADREST SPEAKER (RH)</p>  <p>Wiring diagram for Driver-Side Headrest Speaker (RH) 0920-210. Connections include: A (R), B (R).</p>
<p>0920-211 ANTENNA AMPLIFIER</p>  <p>Wiring diagram for Antenna Amplifier 0920-211. Connections include: A (R), B (R).</p>	<p>0920-217 TWEETER (RH)</p>  <p>Wiring diagram for Tweeter (RH) 0920-217. Connections include: B (F), A (F), B (F).</p>	

Door speaker

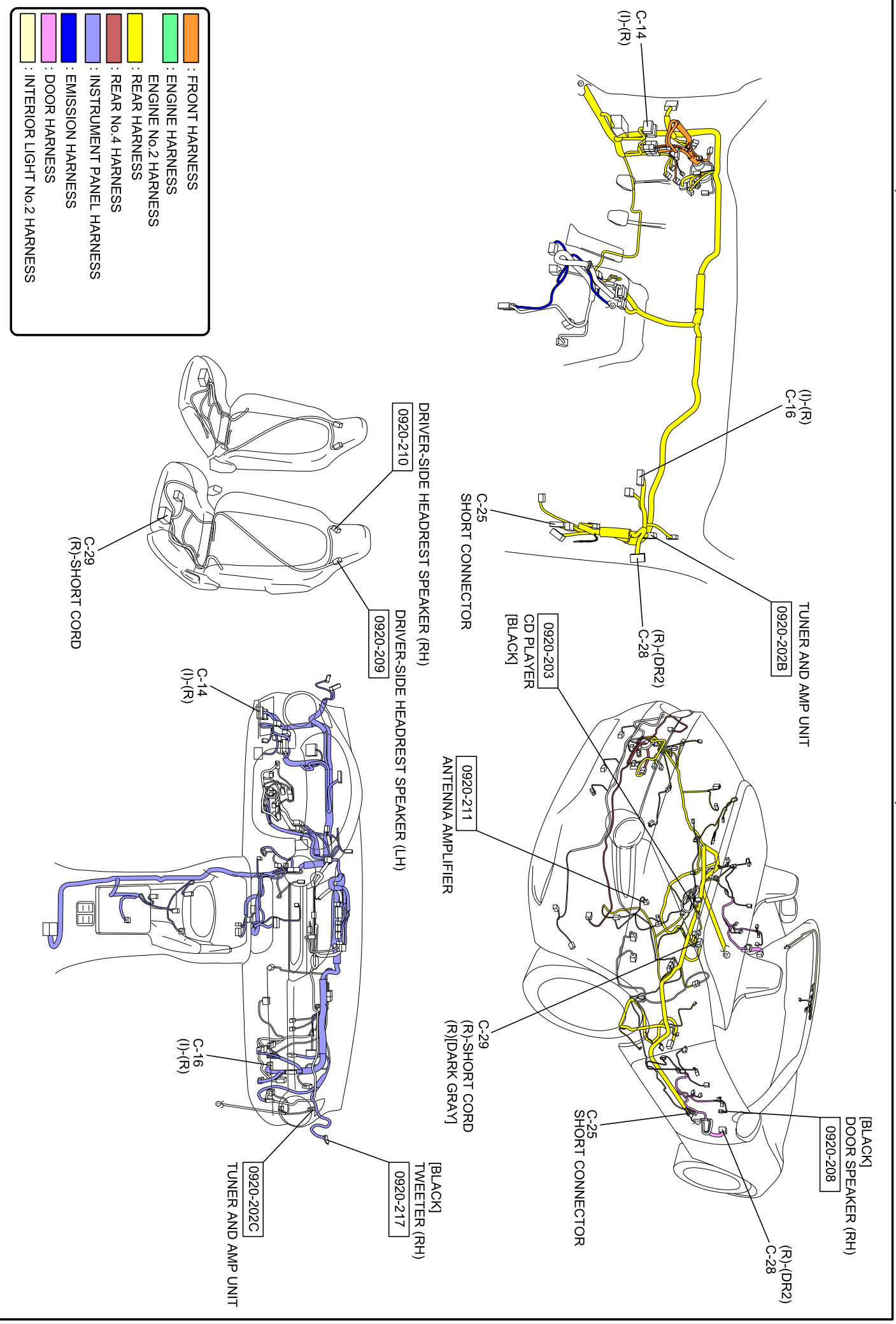
Door speaker resistance
Without Bose®: 3.4—4.6 ohms

Headrest speaker

Headrest speaker resistance
Without Bose®: 3.4—4.6 ohms

Tweeter

Tweeter resistance
Without Bose®: 3.4—4.6 ohms



- : FRONT HARNESS
- : ENGINE No. 2 HARNESS
- : REAR HARNESS
- : REAR No. 4 HARNESS
- : INSTRUMENT PANEL HARNESS
- : EMISSION HARNESS
- : DOOR HARNESS
- : INTERIOR LIGHT No. 2 HARNESS

(L)-(R)
C-16
TUNER AND AMP UNIT
0920-202B

