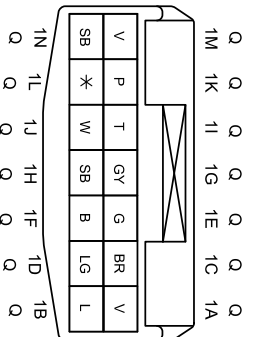
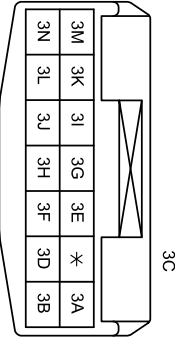


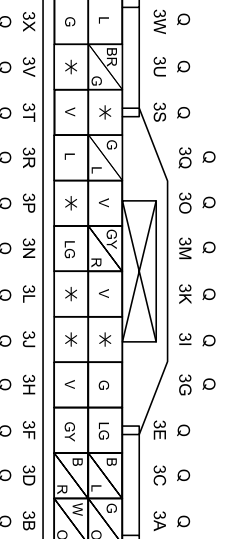


0922-201 CLOCK SPRING 	0922-202 CRUISE CONTROL SWITCH / CLOCK SPRING / STEERING SWITCH 	0922-203 HORN HI 	0922-204 HORN SWITCH 	0940-101C BCM 
--	---	---	--	---

Body control module (BCM) terminal voltage table (reference)		Measurement condition		Voltage (V)
Terminal	3H	Ignition is switched ON (engine off or on)		1.0 or less
		Ignition is switched ON (engine off or on)		B+
Terminal	3T	Ignition is switched ON (engine off or on)		1.0 or less
		Ignition is switched ON (engine off or on)		B+

